


School Store Getting Started for Parents

Last Modified on 10/26/2020 1:46 pm CDT

The School Store is a place in Campus Parent where you can make purchases. Depending on what your school has set up, you can purchase spirit wear, school supplies, and make donations. Your school may also use the School Store for Activity Registration or for pre-ordering school meals.


How do I find the School Store?


The School Store is available in the outline on the left. The store has different areas for each school. You will only see the schools in which your student(s) are enrolled.



How do I make a purchase?

1. Click the **Shop** button on the school where you want to make a purchase.





← Back | Checkout

Device type through the Gateway Portal is a prerequisite for a valid mobile device and for payments

Cardinal Dinner 1 \$9.50

Payment Method

Account Name: noreply@noreply.com

Account Number: 10000

Account Type: Credit

Account Balance: \$2.5

Email Address for Receipt

noreply@noreply.com

Submit Payment

8. Select **Submit Payment**.